








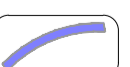










Key:

 Carriageway	 Carriageway setts (reclaimed)	 Footway (asphalt)	 Grass	 Broadleaf tree
 Carriageway with granite chips	 Horonizing	 Footway (precast concrete)	 Wildflower	 Seating
 Carriageway with buff chips	 Cycleway	 Footway (natural stone)	 Low Shrub perennial and raingarden	 Wall
 Carriageway setts (natural stone)	 Shared use path (asphalt)		 Hedge	