








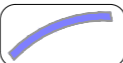












Key:

	Carriageway		Carriageway setts (reclaimed)		Footway (asphalt)		Grass		Broadleaf tree
	Carriageway with granite chips		Horonizing		Footway (precast concrete)		Wildflower		Seating
	Carriageway with buff chips		Cycleway		Footway (natural stone)		Low Shrub perennial and raingarden		Wall
	Carriageway setts (natural stone)		Shared use path (asphalt)				Hedge		